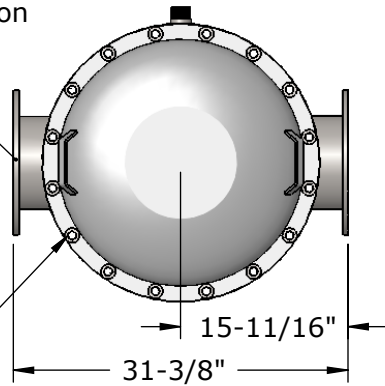


Serial Number Location



1/2-13 Grade 5 Bolts/Nuts & USS High Strength Washers Zinc Plated Steel

GENERAL SPECIFICATIONS:

- Maximum Flow: 1300 GPM (No minimum flow requirement).
- Maximum Pressure: 150 PSI (Higher pressure models available).
- Not Designed for Suction / Vacuum.
- Screen Surface Area 1559 Sq. In.
- Dry Weight: 200 lbs.
- Wet Weight: 955 lbs / Volume: 88.1 gal.
- Maximum Temperature: **135° F.**
(Consult Factory for higher temperature applications).

MATERIALS:

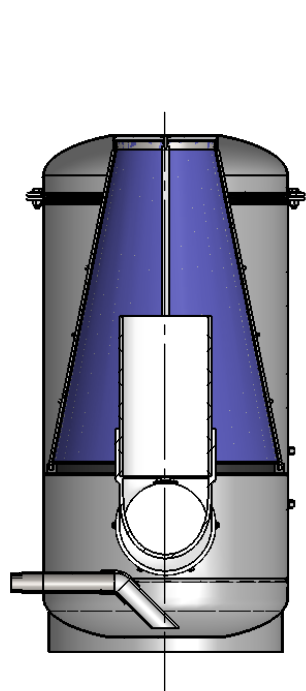
- Housing: 304 Stainless standard (316 Stainless optional).
- Gasket: EPDM standard (other compounds available).
- Screen Mesh: 316 Stainless (1/4" perforated sheet backup).

SCREEN OPTIONS:

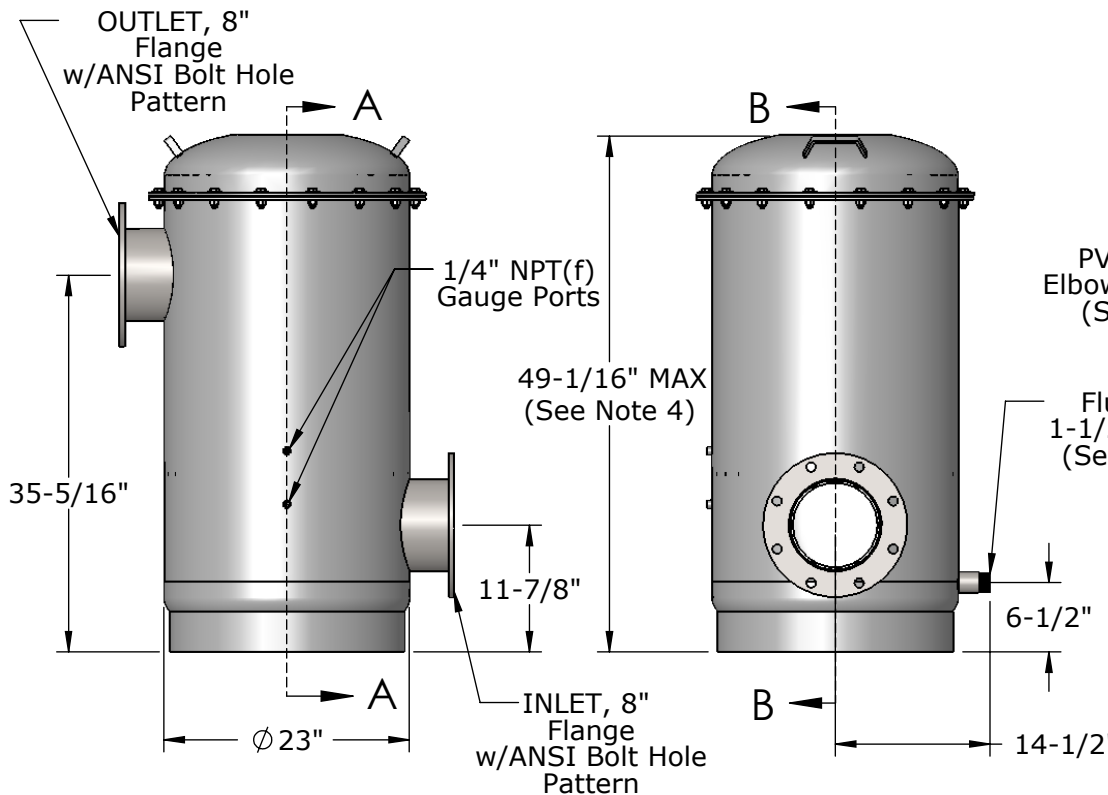
- Multiple screen mesh and perforated sheet sizes available.
(See product catalog for samples).

NOTES:

- 1- Flush Port is available in larger sizes. (Bottom Flush also available).
- 2- Dimensions are for informational purposes only and are subject to change.
- 3- Stainless Steel Internals (Elbow & Riser Pipe) are also available.
- 4- 76" Overall height is required for filter element removal.



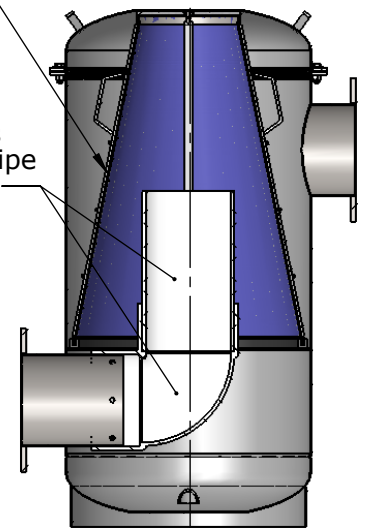
SECTION A-A



Conical Filter Element (See Specifications)

PVC Internals Elbow & Riser Pipe (See Note 3)

Flush Port 1-1/2" NPT(m) (See Note 1)



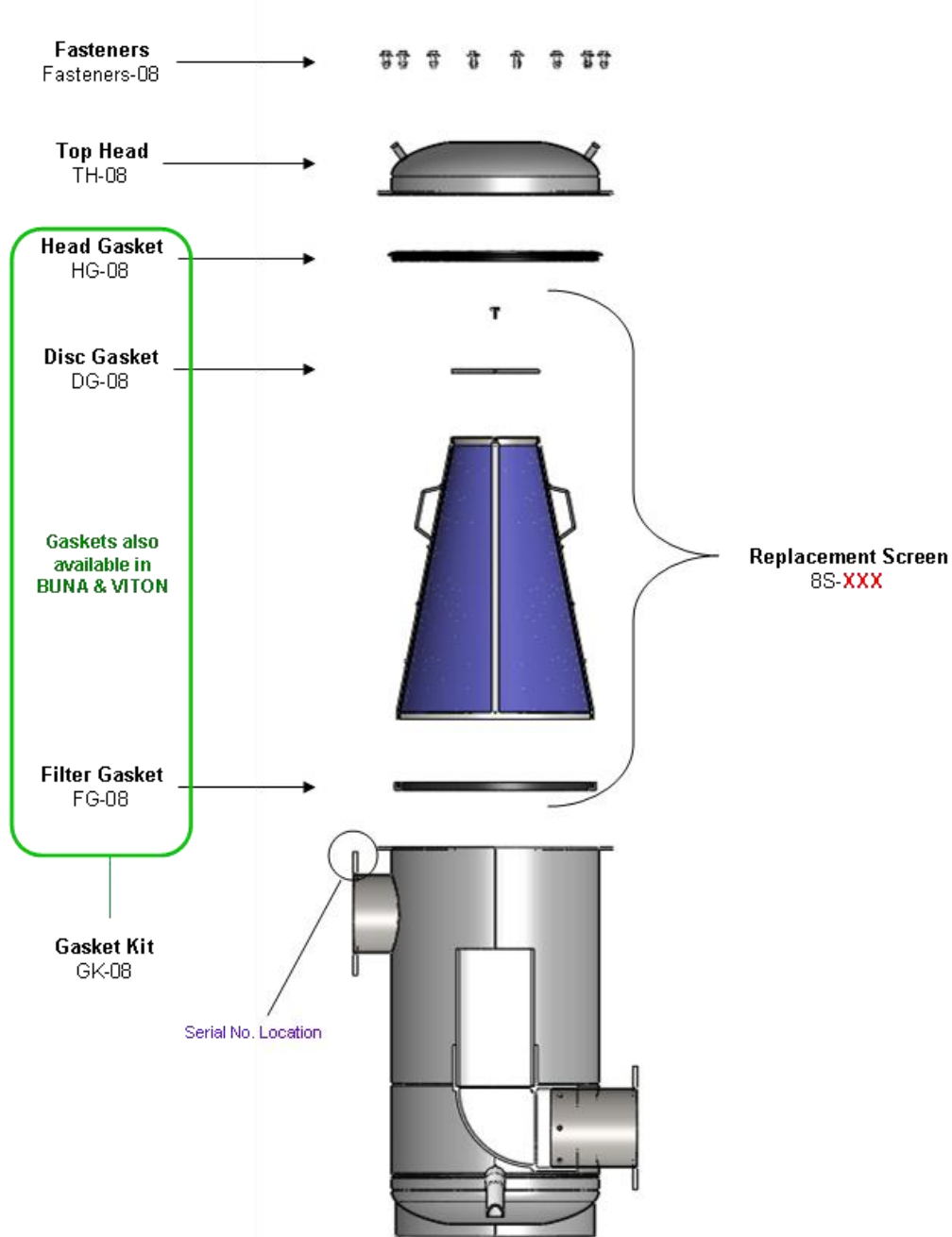
SECTION B-B

<p>PRODUCT SPECIFICATION</p> <p>MILLER LEAMAN INC</p> <p>800 Orange Avenue, Daytona Beach, FL 32114</p>	DRAWN	J. Larsen	11/10/04	<p>TITLE</p> <p>Thompson Filter</p> <p>MLI-8</p>
	CHECKED			
	ENG APPR.			
	REVISION			
	Sheet 1 of 1	MLI Ref# ML20424	REV: B	



Thompson Filter - 8" Exploded View

Complete Filter MLI-08-XXX



XXX Denotes Mesh Options

Mesh Options – 16, 20, 30, 40, 50, 60, 80, 100, 120, 150, 200

Heavy Duty Mesh – 24x110, 30x150, 40x200, 50x250 (Dutch weave screens; heavier wire gauge, lower open area %)



MILLER-LEAMAN
INCORPORATED

800 ORANGE AVENUE • DAYTONA BEACH, FLORIDA 32114
PHONE: 386.248.0500 • FAX: 386.248.3033 • TOLL FREE 800.881.0320
WWW.MILLERLEAMAN.COM • EMAIL: SALES@MILLERLEAMAN.COM

MILLER-LEAMAN

INCORPORATED

800 Orange Avenue/Daytona Beach, FL 32114

Tel: (386) 248-0500 / Fax: (386) 248-3033

www.millerleaman.com

MESH / MICRON DATA SHEET

STANDARD MESH OPTIONS

Mesh	Opening (inches)	Microns	Wire Diameter (inches)	Open Area
16	0.0395	1003	0.023	39.90%
20	0.0340	864	0.016	46.20%
30	0.0203	516	0.013	37.10%
40	0.0150	381	0.01	36.00%
50	0.0110	279	0.009	30.30%
60	0.0092	234	0.0075	30.50%
80	0.0070	178	0.0055	31.40%
100	0.0055	140	0.0045	30.30%
120*	0.0046	117	0.0037	30.70%
150*	0.0041	104	0.0026	37.40%
200*	0.0029	74	0.0021	33.60%

HEAVY-DUTY MESH OPTIONS

24 x 110 (≈120 Mesh)	0.0045	112 - 117	.014 / .010	N/A
30 x 150 (≈150 Mesh)	0.0039	95 - 100	.009 / .007	N/A
40 x 200 (≈200 Mesh)	0.0030	72 - 77	.007 / .0055	N/A
50 x 250	0.0024	55 - 60	.0055 / .0045	N/A

*Miller-Leaman recommends the purchase of the heavy-duty mesh options as alternatives to the finer, more fragile standard screen options (120, 150, and 200 mesh). Be advised, however, that the heavy-duty mesh options have less open area percentage and will require more frequent maintenance in some applications.

Mesh/Micron Conversion Formula
 Microns = opening in inches / .00003937